



Camera Inspection

As a part of the floor-level


Preform Line

1

Project Management

CIT plus – Innovation for floor-level Preform Lines

Description



CIT plus – Camera Inspection

- _ Full Camera inspection directly in front of the blow moulder.
- _ Integrated ejector without production stop.
- _ Speed up to 110'000 p/h.
- _ Active regulation and gap-closing due to second infeed.
- _ No gaps in the blow moulder.
- _ Inspection of ovality and sealing surface (camera 1).
- _ Inspection of the support (camera 2).
- _ 360° side view inspection (3 cameras).
- _ Additional cameras possible.
- _ Full integrated into the Preform Line control.

Conclusion


Only perfect preforms for the downstream process!

CIT plus – Innovation for floor-level Preform Lines

Top view cameras

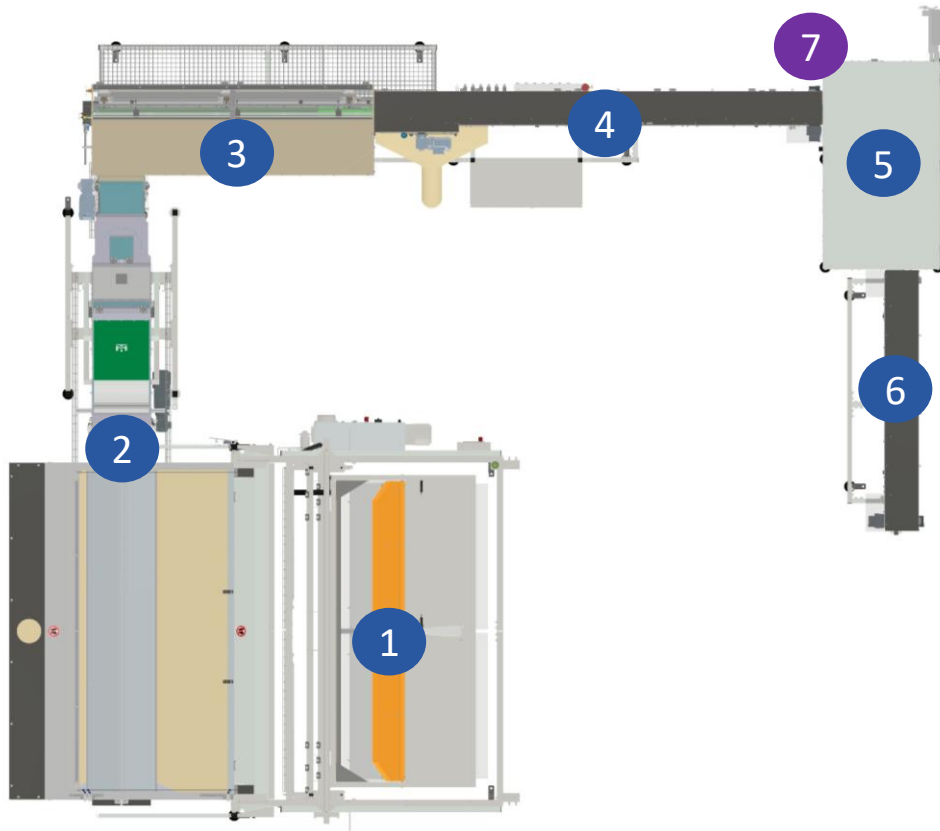


Side view cameras



CIT plus – Innovation for floor-level Preform Lines

Layout




Description

- 1) Preform Double Tipper (any side possible)
- 2) Silo with elevator
- 3) SmartFlow orienter
- 4) Infeed to the camera inspection unit
- 5) Camera inspection unit incl. rejection point
- 6) 2nd Infeed to the blow moulder
- 7) Inlet angle can be 35°, 45° and 90° (as on the left side)

4

Tanner – Preform Handling Solutions



*Thank you
for your attention!*

5